

2VRT

**VASCULAR
AND VALVULAR
RESTORATIVE THERAPY**

7 - 8 MAY

2026

PROGRAMME

**LISBON
HOTEL LAGOAS PARK**


WWW.2VRT.PT



Event endorsed by



EAPCI
European Association of
Percutaneous Cardiovascular
Interventions



7 MAY THURSDAY

08:30 KEYNOTE

09:00

OPENING

Manuel Almeida, Sérgio Bravo Baptista

09:00 ROUNDTABLE

10:30 LEARNING OBJECTIVES
SESSION 1

1. HEART TEAM STRUCTURAL: From Imaging to Mitral & Tricuspid Techniques

- Recognize the key imaging parameters that guide mitral and tricuspid transcatheter interventions
- Compare current TEER strategies for advanced mitral and tricuspid disease
- Identify scenarios where intervention is still beneficial versus too late in advanced heart failure

Session based on the following ESC Guidelines and/or EAPCI consensus documents

The management of secondary mitral regurgitation in patients with heart failure: a joint position statement from the Heart Failure Association (HFA), European Association of Cardiovascular Imaging (EACVI), European Heart Rhythm Association (EHRA), and European Association of Percutaneous Cardiovascular Interventions (EAPCI) of the ESC.
Eur Heart J. 2021 Mar 31;42(13):1254-1269.

Moderators: João Silva Marques, Regina Ribeiras

Panellists: Manuel Almeida, Otilia Simões, Ana Galrinho, Carolina Mateus, Gustavo Sá-Mendes, Marisa Trabulo

09:02 Televoting #1

Xpert Quiz #1 (Imaging)

Catarina Santos Jorge

09:10 Live in a Box #1

Centro Hospitalar e Universitário de Coimbra: Mitral M3

Operator: Luís Paiva

Case Presentation: Luis Paiva

09:20 Live in a Box #2

Hospital de Santo António, Porto: Mitral G5

Operator: Bruno Brochado

Case Presentation: Bruno Brochado

09:30

Discussion

09:50 Oral Presentation

Mitral TEER: (my) story tale

Jan Van der Heyden, (BEL)

10:00 Oral Presentation

When Tricuspid TEER fails: redo or replacement?

Marcel Santaló-Corcoy, (ESP)

10:10 Televoting #2

Discussion

10:25

Take Home Message

Regina Ribeiras

10:30

11:00

NETWORKING COFFEE-BREAK

11:00 ROUNDTABLE

12:30 LEARNING OBJECTIVES
SESSION 2

2. CORONARY FOCUS SESSION: Precision PCI. Imaging self-driving?

- Select imaging-guided strategies for complex PCI planning and optimization
- Apply practical approaches to chronic total occlusion and challenging coronary anatomy
- Assess when DCB-based or other "less is more" coronary strategies are appropriate

Session based on the following ESC Guidelines and/or EAPCI consensus documents

Current use of intracoronary imaging in interventional practice - Results of a European Association of Percutaneous Cardiovascular Interventions (EAPCI) and Japanese Association of Cardiovascular Interventions and Therapeutics (CVIT) Clinical Practice Survey

EuroIntervention. 2018 Jul 20;14(4):e475-e484.

Moderators: João Brum Silveira, Pedro Jerónimo de Sousa

Panellists: António Ferreira, Alberto Rodrigues, Tiago Adrega, Rui Rodrigues, Débora Correia

11:02 Televoting #3

Xpert Quiz #2 (Coronaries)


Tiago Mesquita

11:10 Live #1

Hospital Professor Doutor Fernando Fonseca, Amadora: Angio "out of order"


Operators: Sérgio Baptista, Miguel Santos

Case Presentation: Tiago Mesquita




7 MAY THURSDAY

11:25	Live #2	<p>Hospital de Santa Cruz, Carnaxide: Chronic Total Occlusion (CTO) PCI: how easy can it get ? Operators: Henrique Mesquita Gabriel, António Almeida Case Presentation: Samuel Azevedo</p>
11:40	Live in the Box #3	<p>Hospital de Santo André, Leiria: Less is more Operators: Francisco Soares, Daniel Faria, Fátima Saraiva Case Presentation: Francisco Soares</p>
12:00	Oral Presentation	<p>DCBs: don't stop me now João Brum Silveira</p>
12:10	Televoting #4	<p>Discussion</p>
12:25		<p>Take Home Message João Brum Silveira</p>
12:30	ROUNDTABLE	<p>3. HEART TEAM STRUCTURAL: (My) TAVI challenges</p> <ul style="list-style-type: none"> Evaluate anatomical and procedural factors that increase TAVI complexity Understand leaflet modification techniques and their potential role in procedural success Integrate case-based decision-making for challenging aortic valve interventions <p>Session based on the following ESC Guidelines and/or EAPCI consensus documents Composition, structure, and function of heart teams: a joint position paper of the ACVC, EAPCI, EACTS, and EACTA focused on the management of patients with complex coronary artery disease requiring myocardial revascularization. <i>Eur Heart J Acute Cardiovasc Care.</i> 2021 Mar 5;10(1):83-93.</p> <p>Moderators: Phillip Freeman (FIN), Lino Patrício Panellists: Diogo Ferreira, Sara Guerreiro, João Abecasis, Ninel Santos, Débora Correia</p>
13:30	LEARNING OBJECTIVES SESSION 3	
12:32	Televoting #5	<p>Xpert Quiz #3 (Structural) Rita Louro</p>
12:35	Live #3	<p>Hospital de Santa Maria, Lisboa: First cut is the deepest Operator: João Silva Marques Case Presentation: Diogo Ferreira</p>
12:45	Oral Presentation	<p>Leaflet modification techniques 360°. Visionary or Imaginary? Phillip Freeman (FIN)</p>
13:00	Televoting #6	<p>Discussion</p>
13:35		<p>Take Home Message Lino Patrício</p>
13:30	WORKING LUNCH	
14:30	ROUNDTABLE	<p>4. HEART TEAM CORONARY: Optimizing pharmacological therapy after PCI</p> <ul style="list-style-type: none"> Review antithrombotic strategies after PCI in different bleeding and ischemic risk profiles Critically appraise the current role of DAPT after contemporary PCI Identify opportunities to improve outcomes through individualized post-PCI medical therapy <p>Session based on the following ESC Guidelines and/or EAPCI consensus documents</p> <p>1. 2025 Focused Update of the 2019 ESC/EAS Guidelines for the management of dyslipidaemias: Developed by the task force for the management of dyslipidaemias of the European Society of Cardiology (ESC) and the European Atherosclerosis Society (EAS) <i>Eur Heart J.</i> 2025 Nov 7;46(42):4359-4378.</p> <p>2. Current use of intracoronary imaging in interventional practice - Results of a European Association of Percutaneous Cardiovascular Interventions (EAPCI) and Japanese Association of Cardiovascular Interventions and Therapeutics (CVIT) Clinical Practice Survey <i>EuroIntervention.</i> 2018 Jul 20;14(4):e475-e484.</p> <p>Moderators: Sérgio Bravo Baptista, Carlos Aguiar Panellists: Francisco Albuquerque, Jorge Guardado, Júlia Toste, Pedro Bico, Mariana Gonçalves, Anabela Raimundo</p>
15:30	LEARNING OBJECTIVES SESSION 4	



7 MAY THURSDAY


14:32	Televoting #7	Xpert Quiz #4 (Coronaries) Luís Cotrim
14:35	Live #4	Hospital de Santa Cruz, Carnaxide: How would you do it? Operators: Sérgio Madeira, Afonso Oliveira, Andrea Haas Case Presentation: Débora Correia
14:55	Oral Presentation	PCI, a golden opportunity to do better Carlos Aguiar
15:05	Televoting #8	Discussion
15:25		Take Home Message Carlos Aguiar
15:30 17:00	ROUNDTABLE LEARNING OBJECTIVES SESSION 5	<p>5. HEART TEAM STRUCTURAL: Last but not Least</p> <ul style="list-style-type: none"> • Discuss re-TAVI planning and key considerations for redo transcatheter valve procedures • Interpret early impressions from contemporary TAVI practice and registries • Recognize procedural lessons that can refine valve-in-valve or repeat intervention strategy <p>Session based on the following ESC Guidelines and/or EAPCI consensus documents 2025 ESC/EACTS Guidelines for the management of valvular heart disease: Developed by the task force for the management of valvular heart disease of the European Society of Cardiology (ESC) and the European Association for Cardio-Thoracic Surgery (EACTS) ESC/EACTS Scientific Document Group. 2025 ESC/EACTS Guidelines for the management of valvular heart disease. Eur Heart J. 2025 Nov 21;46(44):4635-4736.</p> <p>Moderators: Joana Delgado Silva, Mohamed Abdel-Wahab (GER) Panellists: Cláudia Jorge, Ana Esteves, Sara Ranchordás, Lino Patrício, João Brum Silveira, António Almeida</p>
15:32	Televoting #9	Xpert Quiz #5 (Structural) Rita Barbosa Sousa
15:40	Live #5	Hospital Garcia de Orta, Almada: Aligned with MyPORTuVAL Operators: Hélder Pereira, Cristina Martins, João Brito, Tiago Nolasco, Paulo Oliveira, Maria Ana Máximo Case Presentation: Mariana Martinho
15:50	Live in the Box #4	Hospital do Espírito Santo, Évora: First Impressions: Yay or Nay? Operators: Lino Patrício, Renato Fernandes Case Presentation: Renato Fernandes
16:00		Discussion
16:20	Oral Presentation	(my) reTAVI approach Mohamed Abdel-Wahab (GER)
16:30	Televoting #10	Discussion
16:55		Take Home Message Joana Delgado Silva
17:00 18:00	ROUNDTABLE LEARNING OBJECTIVES SESSION 6	<p>6. HEART TEAM STRUCTURAL: We can do (TAVIs) better</p> <ul style="list-style-type: none"> • Understand how imaging can improve TAVI procedural precision and safety • Identify technical and workflow changes that may optimize TAVI outcomes • Identify and discuss the ideal steps for an expandable device delivery <p>Session based on the following ESC Guidelines and/or EAPCI consensus documents Management of coronary artery disease in patients undergoing transcatheter aortic valve implantation. A clinical consensus statement from the European Association of Percutaneous Cardiovascular Interventions in collaboration with the ESC Working Group on Cardiovascular Surgery. EuroIntervention. 2023 May 15;19(1):37-52.</p> <p>Moderators: Pedro de Araújo Gonçalves, Jan Van der Heyden (BEL) Panellists: Nelson Vale, Miguel Santos, Henrique Mesquita Gabriel, Sérgio Bravo Baptista, Rita Lima, Anabela Raimundo</p>



7 MAY THURSDAY

17:02	Televoting #11	Xpert Quiz #6 (Imaging) Márcia Presume
17:05	Oral Presentation	Revascularisation in TAVI candidates with CAD Rui Campante Teles
17:15	Televoting #12	Discussion
17:25	Live in the Box #5	Hospital de Santa Cruz, Carnaxide : The PERFECT procedure Operators: João Brito, Rui Campante Teles, Sílvio Leal Case Presentation: João Brito
17:35		Discussion
17:55		Take Home Message Pedro de Araújo Gonçalves
18:00	ROUNDTABLE	7. HAPPY HOUR: TAVI frontiers
19:00	LEARNING OBJECTIVES SESSION 7	<ul style="list-style-type: none"> • Explain the clinical and technical implications of small annulus and large annulus TAVI cases • Compare early versus deferred TAVI strategies in asymptomatic or moderate aortic stenosis • Assess the role of TAVI in younger patients, including long-term considerations <p>Session based on the following ESC Guidelines and/or EAPCI consensus documents 2025 ESC/EACTS Guidelines for the management of valvular heart disease: Developed by the task force for the management of valvular heart disease of the European Society of Cardiology (ESC) and the European Association for Cardio-Thoracic Surgery (EACTS) ESC/EACTS Scientific Document Group. 2025 ESC/EACTS Guidelines for the management of valvular heart disease. Eur Heart J. 2025 Nov 21;46(44):4635-4736.</p> <p>Moderators: João Brito, Chiara Fraccaro (ITA) Panellists: Gonçalo Coutinho, Ricardo Rodrigues, Paulo Oliveira, Carolina Mateus, Sérgio Madeira, Catarina Santos Jorge</p>
18:02	Televoting #13	Xpert Quiz #7 (Coronaries) Raquel Montalvão
18:05	Live in the Box #6	Hospital de Santa Cruz, Carnaxide: Hemodynamic guidance in (XL) TAVI Operators: Rui Campante Teles, Afonso Oliveira, João Brito Case Presentation: Afonso Oliveira
18:15	Oral Presentation	Early vs deferred TAVI in asymptomatic or moderate AS Chiara Fraccaro (ITA)
18:25	Televoting #14	Discussion
18:55		Take Home Message João Brito

19:00 CLOSURE DAY 1



8 MAY FRIDAY

08:00 LECTURES

09:00 LEARNING OBJECTIVES SESSION 8

8. Clinical Cases CONTEST

- Apply evidence-based reasoning to common interventional cardiology clinical cases
- Rapidly identify the best next step in time-sensitive procedural scenarios
- Reinforce learning through case-driven self-assessment and audience interaction

Moderators: Hélder Pereira, Eduardo Infante de Oliveira

Juri: NEXT GEN COMMITTEE: Ana Rita Bello, André Garcia, Catarina Santos Jorge, Débora Correia, Joana Certo Pereira, Luis Cotrim, Márcia Presume, Miguel Domingues, Rita Barbosa Sousa, Rita Carvalho, Tiago Mesquita, Yara Alvarenga

Clinical Cases: How would you do it?

08:00 Televoting #15

It is better to solve one problem five different ways, than to solve five problems one way
Lucas Hamann, **Hospital de Faro**

08:10 Televoting #16

When the Wire Breaks: A Rare Complication of Rotational Atherectomy
Diana Ribeiro, **Hospital de Sto António, Porto**

08:20 Televoting #17

The Batman Technique - The Balloon-Assisted Translocation of the Anterior Mitral Leaflet
Gonçalo Batista, **CHUC**

08:30 Televoting #18

Heavily Calcified Sinotubular Junction
Rita Louro, **Hospital de Évora**

08:40 Televoting #19

The Illusion of Progression
Samuel Azevedo, **Hospital de Sta. Cruz, Carnaxide**

08:50

Take Home Message
Hélder Pereira

09:00 ROUNDTABLE

10:00 LEARNING OBJECTIVES SESSION 9

9. HEART TEAM CORONARY: Complex lesions, advanced solutions

- Choose revascularization strategies for complex coronary lesions, including CTOs
- Tailor PCI strategy to patient anatomy, comorbidity, and procedural goals
- Evaluate which patients are most likely to benefit from advanced coronary techniques

Session based on the following ESC Guidelines and/or EAPCI consensus documents

1. Management strategies for heavily calcified coronary stenoses: an EAPCI clinical consensus statement in collaboration with the EURO4C-PCR group.

Eur Heart J. 2023 Nov 1;44(41):4340-4356.

2. Current use of intracoronary imaging in interventional practice - Results of a European Association of Percutaneous Cardiovascular Interventions (EAPCI) and Japanese Association of Cardiovascular Interventions and Therapeutics (CVIT) Clinical Practice Survey

EuroIntervention. 2018 Jul 20;14(4):e475-e484.

Moderators: Henrique Mesquita Gabriel, Vítor Gil

Panellists: Renato Fernandes, João Costa, Daniel Faria, Gonçalo Morgado, Luís Brízida, Mariana Gonçalves

09:02 Televoting #20

Xpert Quiz #8 (Structural)
Sofia Esteves

09:05 Live #6

Centro Hospitalar de Faro:
The way I tailor it
Operator: Hugo Vinhas
Case Presentation: Lucas Hamann

09:15 Oral Presentation

CTO revascularisation: who really benefits in 2026?
Ignacio Amat-Santos (ESP)

09:25 Televoting #21

Discussion

09:55

Take Home Message
Henrique Mesquita Gabriel


10:00 ROUNDTABLE

10:45 LEARNING OBJECTIVES SESSION 10

10. FOCUS SESSION: New-Kids in Town (NKIT) - Stroke prevention.

Filling the GAP

- Identify patients at risk for thromboembolic stroke who may benefit from preventive strategies
- Understand current gaps in stroke prevention across structural and coronary practice
- Translate emerging evidence into individualized prevention pathways



8 MAY FRIDAY

Session based on the following ESC Guidelines and/or EAPCI consensus documents

Left atrial appendage occlusion for stroke prevention - state of the art as provided in an updated EHRA/EAPCI consensus statement and future perspectives.

EuroIntervention. 2020 Jan 17;15(13):1117-1119.

Moderators: Miguel Santos, Sílvio Leal

Panellists: Francisco Soares, Marta Nogueira, António Oliveira Anão, Afonso Oliveira, Miguel Menezes, José Monge

10:02 **Televoting #22**

Xpert Quiz #9 (Nobody Knows)

Sofia Andraz

10:05 **Live in a Box #7**

Hospital Professor Doutor Fernando Fonseca, Amadora:

Don't (just) Watch it

Operators: Sérgio Bravo Baptista, Miguel Santos

Case Presentation: Miguel Santos

10:15 **Live in a Box #8**

Hospital Regional Universitario de Málaga:

Making a difference

Case Presentation: Cristóbal A. Urbano Carrillo (ESP)

10:25

Discussion

10:40

Take Home Message

Sílvio Leal

10:45

11:15

NETWORKING COFFEE-BREAK

11:15

ROUNDTABLE

11. FOCUS SESSION: New-Kids in Town (NKIT) - Teasers or Pearls?

12:30

LEARNING OBJECTIVES SESSION 11

- Recognize key pre-TAVI optimization steps that improve procedural readiness
- Compare transcatheter approaches across mitral, tricuspid, and pulmonary valve territories
- Distinguish early signals from durable practice-changing "pearls" in structural intervention

Session based on the following ESC Guidelines and/or EAPCI consensus documents

Composition, structure, and function of heart teams: a joint position paper of the ACVC, EAPCI, EACTS, and EACTA focused on the management of patients with complex coronary artery disease requiring myocardial revascularization.

Eur Heart J Acute Cardiovasc Care. 2021 Mar 5;10(1):83-93.

Moderators: Tiago Nolasco, Manuel Sabaté (ESP)

Panellists: Sónia Lima, Tiago Mendonça, Alexandra Toste, João Presume, Márcio Madeira, Mariana Paiva

11:17 **Televoting #23**

Xpert Quiz #10 (Coronaries)

Yara Alvarenga

11:20 **Oral Presentation**

Pre TAVI workout

Bruno Rocha

11:28

Discussion

11:35 **Oral Presentation**

Transcatheter Mitral Valve Implant

Marcio Montenegro (BRA)

11:43

Discussion

11:50 **Oral Presentation**

Trancatheter Tricuspid Valve Implant

Bruno Melica

11:58

Discussion


12:05 **Oral Presentation**

Trancatheter Pulmonary Valve Implant

Inês Carmo Mendes


12:13

Discussion



8 MAY FRIDAY

12:20		Take Home Message Tiago Nolasco
12:30	ROUNDTABLE	12. FOCUS SESSION: New-Kids in Town (NKIT) - TAVI Forward
13:15	LEARNING OBJECTIVES SESSION 12	<ul style="list-style-type: none"> Evaluate new TAVI device concepts, including premounted, motorised release, and conformable valves Understand how innovation in device design may affect deliverability and outcomes Discuss practical implications of adopting next-generation TAVI platforms
		Moderators: Manuel Almeida, Ruben Ramos Panellists: João Costa, Ismail Ismail (MOR), Ângela Bento, João Brito, Daniel Cazeiro, João Carlos Silva
12:32	Live in a Box #9	Hospital of the Lithuanian University of Health Sciences Kaunas Clinics: Premounted dry valve Case Presentation: Kasparas Briedis (LTU)
12:40	Live in a Box #10	University Clinical Hospital of Valladolid: Motorised release valve Case Presentation: Ignacio Amat-Santos (ESP)
12:48	Live in a Box #11	University Hospital of Salamanca: Conformable non flared valve Case Presentation: Ignacio Cruz-Gonzalez (ESP)
12:56		Discussion
13:10		Take Home Message Manuel Almeida
13:15	ROUNDTABLE	13. REALITY CHECK: Expert change?
14:00	LEARNING OBJECTIVES SESSION 13	<ul style="list-style-type: none"> Review concepts of valve frame expansion and hemodynamic guidance during TAVI Discuss emerging frontiers that may influence future TAVI device selection and deployment Reflect on how expert opinion is evolving as evidence and technology advance
		Session based on the following ESC Guidelines and/or EAPCI consensus documents 2025 ESC/EACTS Guidelines for the management of valvular heart disease: Developed by the task force for the management of valvular heart disease of the European Society of Cardiology (ESC) and the European Association for Cardio-Thoracic Surgery (EACTS) ESC/EACTS Scientific Document Group. 2025 ESC/EACTS Guidelines for the management of valvular heart disease. Eur Heart J. 2025 Nov 21;46(44):4635-4736.
		Moderators: Duarte Cacela, Marisa Trabulo Panellists: Miguel Sousa Uva, Alexandra Bayão Horta, Ernesto Carvalho, Gonçalo Proença, Carla Matias, Lino Patrício
13:17	Tele voting #24	Xpert Quiz 11 (Imaging) Patrícia Bernardes
13:20	Oral Presentation	TAVI frame expansion, what have we learned? Gintautas Bieliauskas (DNK)
13:30	Oral Presentation	TAVI in younger patients Manuel Sabaté (ESP)
13:40		Discussion
13:55		Take Home Message Marisa Trabulo
14:00	WORKING LUNCH	
15:00		



8 MAY FRIDAY

15:00 FORUM

17:15 LEARNING OBJECTIVES
SESSION 14

14. SPEED SESSION:


Catastrophic complications & LIVE CASES 2007-2025 Flashback - ALL ABOARD!

- Review catastrophic structural and coronary complications and their management principles
- Extract practical lessons live-case flashback experiences
- Recognize how historical case experience can inform current procedural decision-making

Moderators: Henrique Mesquita Gabriel, Pedro Farto e Abreu, Daniel Ferreira, Tiago Nolasco

Panellists: Jorge Guardado, Francisco Soares, Cláudia Jorge, Miguel Santos, Sérgio Bravo Baptista, Luís Raposo, Rui Campante Teles, Manuel Almeida, Sérgio Madeira, João Carlos Silva, João Silva Marques, Renato Fernandes, Lino Patrício, Cristina Martins, Ricardo Rodrigues

15:00	Oral Presentation	Complication #1 André Garcia
15:05		Discussion
15:10		Hospital de Santo André, Leiria - FLASHBACK School of rock (16/9/2021 Jorge Guardado) Case Presentation: Jorge Guardado
15:15		Discussion
15:20		Hospital de Santa Maria, Lisboa - FLASHBACK BVS (5/5/2016 Pedro Carrilho) Case Presentation: Daniel Cazeiro
15:25		Discussion
15:30	Oral Presentation	Complication #2 Tiago Mesquita
15:35		Discussion
15:40		Hospital Professor Doutor Fernando Fonseca, Amadora - FLASHBACK FFR (5/5/2016 Miguel Santos) Case Presentation: Yara Alvarenga
15:45		iFR co-registry (16/9/2021 Sérgio Bravo Baptista) Case Presentation: Luís Cotrim
15:50		Discussion
15:55	Oral Presentation	Complication #3 Márcia Presume
16:00		Discussion
16:05		Hospital de Santa Cruz, Carnaxide - FLASHBACK IMR-FFR in myocardial regeneration (6/5/2011 Luis Raposo) Case Presentation: Ana Rita Bello
16:10		PVL (7/5/2015 João Carlos Silva) Case Presentation: Mariana Paiva
16:15		Discussion
16:20	Oral Presentation	Complication #4 Rita Carvalho
16:25		Discussion
16:30		Centro Hospitalar de Coimbra - FLASHBACK DEB (5/5/2016 João Silva Marques) Case Presentation: Daniel Cazeiro
16:35		Hospital de Santo António, Porto - FLASHBACK OCT (5/5/2016 Bruno Brochado) Case Presentation: Diana Ribeiro



8 MAY FRIDAY

16:40		Discussion
16:45	Oral Presentation	Complication #5 Luís Cotrim
16:50		Discussion
16:55		Hospital Garcia de Orta, Almada - FLASHBACK LAO (8/5/2014 Hélder Pereira) Case Presentation: Cristina Martins
17:00		Hospital do Espírito Santo, Évora - FLASHBACK STEMI (5/5/2016 Renato Fernandes) Case Presentation: Renato Fernandes
17:05		Hospital de Santa Cruz - FLASHBACK TAVI TF (2/3/2013 Rui Campante Teles, José Pedro Neves) Case Presentation: Rita Barbosa Sousa
17:10		Discussion
17:15		Take Home Message
17:20 17:45	KEYNOTE	15. Awards Sessions - Xpert Quiz & Complications <ul style="list-style-type: none"> • Observational experience @ a 2VRT center (2 days) & @ partner international center (3 days) • One attendance @ PCR London Valve Moderators: Sérgio Bravo Baptista, Manuel Almeida Juri: NEXT GEN COMMITTEE: Ana Rita Bello, André Garcia, Catarina Santos Jorge, Débora Correia, Joana Certo Pereira, Luis Cotrim, Márcia Presume, Miguel Domingues, Rita Barbosa Sousa, Rita Carvalho, Tiago Mesquita, Yara Alvarenga
17:45	CLOSURE 2VRT 2026	Rui Campante Teles, Miguel Santos, Sérgio Bravo Baptista, Manuel Almeida