


2VRT

**VASCULAR
AND VALVULAR
RESTORATIVE THERAPY**




7 - 8 MAY

2026

PROGRAMME

**LISBON
HOTEL LAGOAS PARK**

WWW.2VRT.PT



7 MAY THURSDAY

08:30 KEYNOTE

09:00

OPENING

Manuel Almeida, Sérgio Baptista

09:00 ROUNDTABLE

10:30 LEARNING OBJECTIVES
SESSION 1

1. HEART TEAM STRUCTURAL: From Imaging to Mitral & Tricuspid Techniques

- Recognize the key imaging parameters that guide mitral and tricuspid transcatheter interventions
- Compare current TEER strategies for advanced mitral and tricuspid disease
- Identify scenarios where intervention is still beneficial versus too late in advanced heart failure

Session based on the following ESC Guidelines and/or EAPCI consensus documents

The management of secondary mitral regurgitation in patients with heart failure: a joint position statement from the Heart Failure Association (HFA), European Association of Cardiovascular Imaging (EACVI), European Heart Rhythm Association (EHRA), and European Association of Percutaneous Cardiovascular Interventions (EAPCI) of the ESC. Eur Heart J. 2021 Mar 31;42(13):1254-1269.

Moderators: *João Silva Marques, Regina Ribeiras*

Panelists: *Eduardo Oliveira, Otilia Simões, Ana Galrinho, Carolina Mateus, Gustavo Sá-Mendes, Marisa Trabulo*

09:02 Televoting #1

Xpert Quiz #1 (Imaging)

Catarina Santos Jorge

09:10 Live in a Box #1

Centro Hospitalar e Universitário de Coimbra:

Mitral M3

Operator: *Luís Paiva*

Case Presentation: *Luís Paiva*

09:20 Live in a Box #2

Hospital de Santo António, Porto:

Mitral G5

Operator: *Bruno Brochado*

Case Presentation: *Bruno Brochado*

09:30

Discussion

09:50 Oral Presentation

Mitral TEER: (my) story tale

Jan Van der Heyden, (BEL)

10:00 Oral Presentation

When Tricuspid TEER fails: redo or replacement?

Marcel Santalo, (ESP)

10:10 Televoting #2

Discussion

10:25

Take Home Message

Regina Ribeiras

10:30

11:00

NETWORKING COFFEE-BREAK

11:00 ROUNDTABLE

12:30 LEARNING OBJECTIVES
SESSION 2

2. CORONARY FOCUS SESSION: Precision PCI. Imaging self-driving?

- Select imaging-guided strategies for complex PCI planning and optimization
- Apply practical approaches to chronic total occlusion and challenging coronary anatomy
- Assess when DCB-based or other "less is more" coronary strategies are appropriate

Session based on the following ESC Guidelines and/or EAPCI consensus documents

Current use of intracoronary imaging in interventional practice - Results of a European Association of Percutaneous Cardiovascular Interventions (EAPCI) and Japanese Association of Cardiovascular Interventions and Therapeutics (CVIT) Clinical Practice Survey

EuroIntervention. 2018 Jul 20;14(4):e475-e484.

Moderators: *João Brum Silveira, Pedro Jerónimo de Sousa*

Panelists: *António Ferreira, Alberto Rodrigues, Carlos Braga, Tiago Adrega, Rui Rodrigues, Débora Correia*

11:02 Televoting #3

Xpert Quiz #2 (Coronaries)

Tiago Mesquita


11:10 Live #1

Hospital Professor Doutor Fernando Fonseca, Amadora:

Angio "out of order"


Operators: *Sérgio Baptista, Miguel Santos*

Case Presentation: *Tiago Mesquita*




7 MAY THURSDAY

11:25	Live #2	Hospital de Santa Cruz, Carnaxide: Chronic Total Occlusion (CTO) PCI : how easy can it get ? Operators: <i>Henrique Mesquita Gabriel, António Almeida</i> Case Presentation: <i>Samuel Chaves Azevedo</i>
11:40	Live in the Box #3	Hospital de Santo André, Leiria: Less is more Operators: <i>Francisco Soares, Daniel Faria, Fátima Saraiva</i> Case Presentation: <i>Francisco Soares</i>
12:00	Oral Presentation	DCBs: don't stop me now <i>João Brum Silveira</i>
12:10	Televoting #4	Discussion
12:25		Take Home Message <i>João Brum Silveira</i>
12:30	ROUNDTABLE	3. HEART TEAM STRUCTURAL: (My) TAVI challenges
13:30	LEARNING OBJECTIVES SESSION 3	<ul style="list-style-type: none"> Evaluate anatomical and procedural factors that increase TAVI complexity Understand leaflet modification techniques and their potential role in procedural success Integrate case-based decision-making for challenging aortic valve interventions
		<p>Session based on the following ESC Guidelines and/or EAPCI consensus documents</p> <p>Composition, structure, and function of heart teams: a joint position paper of the ACVC, EAPCI, EACTS, and EACTA focused on the management of patients with complex coronary artery disease requiring myocardial revascularization. <i>Eur Heart J Acute Cardiovasc Care.</i> 2021 Mar 5;10(1):83-93.</p> <p>Moderators: <i>Philip Freeman (FIN), Lino Patrício</i></p> <p>Panelists: <i>Diogo Ferreira, Sara Guerreiro, João Abecasis, Tiago Pereira da Silva, Carlos Braga, Ana Ferro</i></p>
12:32	Televoting #5	Xpert Quiz #3 (Structural) <i>Rita Louro</i>
12:35	Live #3	Hospital de Santa Maria, Lisboa: First cut is the deepest Operator: <i>João Silva Marques</i> Case Presentation: <i>Diogo Ferreira</i>
12:45	Oral Presentation	Leaflet modification techniques 360°. Visionary or Imaginary? <i>Philip Freeman (FIN)</i>
13:00	Televoting #6	Discussion
13:35		Take Home Message <i>Lino Patrício</i>
13:30	WORKING LUNCH	
14:30	ROUNDTABLE	4. HEART TEAM CORONARY: Optimizing pharmacological therapy after PCI
15:30	LEARNING OBJECTIVES SESSION 4	<ul style="list-style-type: none"> Review antithrombotic strategies after PCI in different bleeding and ischemic risk profiles Critically appraise the current role of DAPT after contemporary PCI Identify opportunities to improve outcomes through individualized post-PCI medical therapy
		<p>Session based on the following ESC Guidelines and/or EAPCI consensus documents</p> <p>1. 2025 Focused Update of the 2019 ESC/EAS Guidelines for the management of dyslipidaemias: Developed by the task force for the management of dyslipidaemias of the European Society of Cardiology (ESC) and the European Atherosclerosis Society (EAS) <i>Eur Heart J.</i> 2025 Nov 7;46(42):4359-4378.</p> <p>2. Current use of intracoronary imaging in interventional practice - Results of a European Association of Percutaneous Cardiovascular Interventions (EAPCI) and Japanese Association of Cardiovascular Interventions and Therapeutics (CVIT) Clinical Practice Survey <i>EuroIntervention.</i> 2018 Jul 20;14(4):e475-e484.</p> <p>Moderators: <i>Sérgio Baptista, Carlos Aguiar</i></p> <p>Panelists: <i>Francisco Albuquerque, Jorge Guardado, Júlia Toste, Pedro Bico, Mariana Gonçalves, Anabela Raimundo</i></p>



7 MAY THURSDAY


14:32	Televoting #7	Xpert Quiz #4 (Coronaries) <i>Luís Cotrim</i>
14:35	Live #4	Hospital de Santa Cruz, Carnaxide: How would you do it? Operators: <i>Sérgio Madeira, Afonso Oliveira, Andrea Haas</i> Case Presentation: <i>Débora Correia</i>
14:55	Oral Presentation	PCI, a golden opportunity to do better <i>Carlos Aguiar</i>
15:05	Televoting #8	Discussion
15:25		Take Home Message <i>Carlos Aguiar</i>
15:30 17:00	ROUNDTABLE LEARNING OBJECTIVES SESSION 5	<p>5. HEART TEAM STRUCTURAL: Last but not Least</p> <ul style="list-style-type: none"> • Discuss re-TAVI planning and key considerations for redo transcatheter valve procedures • Interpret early impressions from contemporary TAVI practice and registries • Recognize procedural lessons that can refine valve-in-valve or repeat intervention strategy <p>Session based on the following ESC Guidelines and/or EAPCI consensus documents</p> <p>2025 ESC/EACTS Guidelines for the management of valvular heart disease: Developed by the task force for the management of valvular heart disease of the European Society of Cardiology (ESC) and the European Association for Cardio-Thoracic Surgery (EACTS)</p> <p>ESC/EACTS Scientific Document Group. 2025 ESC/EACTS Guidelines for the management of valvular heart disease. <i>Eur Heart J.</i> 2025 Nov 21;46(44):4635-4736.</p> <p>Moderators: <i>Joana Delgado Silva, Mohamed Abdel-Wahab (GER)</i> Panelists: <i>Cláudia Jorge, Ana Esteves, Sara Ranchordás, Lino Patrício, João Brum Silveira, António Almeida</i></p>
15:32	Televoting #9	Xpert Quiz #5 (Structural) <i>Raquel Montalvão</i>
15:40	Live #5	Hospital Garcia de Orta, Almada: Aligned with MyPORTuVAL Operators: <i>Hélder Pereira, Cristina Martins, João Brito, Tiago Nolasco, Paulo Oliveira, Maria Ana Máximo</i> Case Presentation: <i>Mariana Martinho</i>
15:50	Live in the Box #4	Hospital do Espírito Santo, Évora: First Impressions: Yay or Nay? Operators: <i>Lino Patrício, Renato Fernandes</i> Case Presentation: <i>Renato Fernandes</i>
16:00		Discussion
16:20	Oral Presentation	(my) reTAVI approach <i>Mohamed Abdel-Wahab (GER)</i>
16:30	Televoting #10	Discussion
16:55		Take Home Message <i>Joana Delgado Silva</i>
17:00 18:00	ROUNDTABLE LEARNING OBJECTIVES SESSION 6	<p>6. HEART TEAM STRUCTURAL: We can do (TAVIs) better</p> <ul style="list-style-type: none"> • Understand how imaging can improve TAVI procedural precision and safety • Identify technical and workflow changes that may optimize TAVI outcomes • Identify and discuss the ideal steps for an expandable device delivery <p>Session based on the following ESC Guidelines and/or EAPCI consensus documents</p> <p>Management of coronary artery disease in patients undergoing transcatheter aortic valve implantation. A clinical consensus statement from the European Association of Percutaneous Cardiovascular Interventions in collaboration with the ESC Working Group on Cardiovascular Surgery. <i>EuroIntervention.</i> 2023 May 15;19(1):37-52.</p> <p>Moderators: <i>Pedro Araújo Gonçalves, Jan Van der Heyden (BEL)</i> Panelists: <i>Nelson Vale, Henrique Mesquita Gabriel, Sérgio Baptista, Carlos Braga, Rita Lima</i></p>



7 MAY THURSDAY


17:02	Televoting #11	Xpert Quiz #6 (Imaging) <i>Márcia Presume</i>
17:05	Oral Presentation	Revascularisation strategy in TAVI candidates with CAD <i>Rui Campante Teles</i>
17:15	Televoting #12	Discussion
17:25	Live in the Box #5	Hospital de Santa Cruz, Carnaxide : The PERFECT procedure Operators: <i>João Brito, Rui Campante Teles, Sílvio Leal</i> Case Presentation: <i>João Brito</i>
17:35		Discussion
17:55		Take Home Message <i>Pedro Araújo Gonçalves</i>
18:00	ROUNDTABLE	7. HAPPY HOUR: TAVI frontiers
19:00	LEARNING OBJECTIVES SESSION 7	<ul style="list-style-type: none"> • Explain the clinical and technical implications of small annulus and large annulus TAVI cases • Compare early versus deferred TAVI strategies in asymptomatic or moderate aortic stenosis • Assess the role of TAVI in younger patients, including long-term considerations <p>Session based on the following ESC Guidelines and/or EAPCI consensus documents</p> <p>2025 ESC/EACTS Guidelines for the management of valvular heart disease: Developed by the task force for the management of valvular heart disease of the European Society of Cardiology (ESC) and the European Association for Cardio-Thoracic Surgery (EACTS)</p> <p>ESC/EACTS Scientific Document Group. 2025 ESC/EACTS Guidelines for the management of valvular heart disease. Eur Heart J. 2025 Nov 21;46(44):4635-4736.</p> <p>Moderators: <i>João Brito, Chiara Fraccaro (ITA)</i></p> <p>Panelists: <i>Gonçalo Coutinho, Eduardo Infante de Oliveira, Ricardo Rodrigues, Paulo Oliveira, Luís Raposo</i></p>
18:02	Televoting #13	Xpert Quiz #7 (Structural - SMALL ANNULUS) <i>Sofia Andraz</i>
18:05	Live in the Box #6	Hospital de Santa Cruz, Carnaxide: Hemodynamic guidance in (XL) TAVI Operators: <i>Rui Campante Teles, Afonso Oliveira, João Brito</i> Case Presentation: <i>Afonso Oliveira</i>
18:15	Oral Presentation	Early vs deferred TAVI in asymptomatic or moderate AS <i>Chiara Fraccaro (ITA)</i>
18:25	Televoting #14	Discussion
18:55		Take Home Message <i>João Brito</i>

19:00 CLOSURE DAY 1




8 MAY FRIDAY

<p>08:00 LECTURES</p> <p>09:00 LEARNING OBJECTIVES SESSION 8</p>	<p>8. Clinical Cases CONTEST</p> <ul style="list-style-type: none"> Apply evidence-based reasoning to common interventional cardiology clinical cases Rapidly identify the best next step in time-sensitive procedural scenarios Reinforce learning through case-driven self-assessment and audience interaction <p>Moderators: <i>Hélder Pereira, Eduardo Infante de Oliveira</i> Juri: <i>NEXT GEN COMMITTEE: Ana Rita Bello, André Garcia, Catarina Santos Jorge, Débora Correia, Joana Certo Pereira, Luis Cotrim, Márcia Presume, Miguel Domingues, Rita Barbosa Sousa, Rita Carvalho, Tiago Mesquita, Yara Alvarenga</i></p>
<p>08:00 Televoting #15</p>	<p>Clinical Case: How would you do it? <i>Lucas Hamann, Hospital de Faro</i></p>
<p>08:10 Televoting #16</p>	<p>Clinical Case: How would you do it? <i>Diana Ribeiro, Hospital de Sto António, Porto</i></p>
<p>08:20 Televoting #17</p>	<p>Clinical Case: How would you do it? <i>Gonçalo Batista, CHUC</i></p>
<p>08:30 Televoting #18</p>	<p>Clinical Case: How would you do it? <i>Rita Louro, Hospital de Évora</i></p>
<p>08:40 Televoting #19</p>	<p>Clinical Case: How would you do it? <i>Samuel Chaves Azevedo, Hospital de Sta. Cruz, Carnaxide</i></p>
<p>08:50</p>	<p>Take Home Message <i>Hélder Pereira</i></p>
<p>09:00 ROUNDTABLE</p> <p>10:00 LEARNING OBJECTIVES SESSION 9</p>	<p>9. HEART TEAM CORONARY: Complex lesions, advanced solutions</p> <ul style="list-style-type: none"> Choose revascularization strategies for complex coronary lesions, including CTOs Tailor PCI strategy to patient anatomy, comorbidity, and procedural goals Evaluate which patients are most likely to benefit from advanced coronary techniques <p>Session based on the following ESC Guidelines and/or EAPCI consensus documents</p> <ol style="list-style-type: none"> Management strategies for heavily calcified coronary stenoses: an EAPCI clinical consensus statement in collaboration with the EURO4C-PCR group. <i>Eur Heart J. 2023 Nov 1;44(41):4340-4356.</i> Current use of intracoronary imaging in interventional practice - Results of a European Association of Percutaneous Cardiovascular Interventions (EAPCI) and Japanese Association of Cardiovascular Interventions and Therapeutics (CVIT) Clinical Practice Survey <i>EuroIntervention. 2018 Jul 20;14(4):e475-e484.</i> <p>Moderators: <i>Henrique Mesquita Gabriel, Vítor Gil</i> Panelists: <i>Rui Caria, João Costa, Daniel Faria, Gonçalo Morgado, Luís Brízida, Mariana Gonçalves, Ricardo Santos</i></p>
<p>09:02 Televoting #20</p>	<p>Xpert Quiz #8 (Structural) <i>Sofia Esteves</i></p>
<p>09:05 Live #6</p>	<p>Centro Hospitalar de Faro: The way I tailor it Operator: <i>Hugo Vinhas</i> Case Presentation: <i>Lucas Hamann</i></p>
<p>09:15 Oral Presentation</p>	<p>CTO revascularisation: who really benefits in 2026? <i>Ignacio Amat-Santos (ESP)</i></p>
<p>09:25 Televoting #21</p>	<p>Discussion</p>
<p>09:55</p>	<p>Take Home Message <i>Henrique Mesquita Gabriel</i></p>




8 MAY FRIDAY

10:00	ROUNDTABLE	10. FOCUS SESSION: New-Kids in Town (NKIT) - Stroke prevention.
10:45	LEARNING OBJECTIVES SESSION 10	Filling the GAP <ul style="list-style-type: none"> Identify patients at risk for thromboembolic stroke who may benefit from preventive strategies Understand current gaps in stroke prevention across structural and coronary practice Translate emerging evidence into individualized prevention pathways
		Session based on the following ESC Guidelines and/or EAPCI consensus documents Left atrial appendage occlusion for stroke prevention - state of the art as provided in an updated EHRA/EAPCI consensus statement and future perspectives. EuroIntervention. 2020 Jan 17;15(13):1117-1119.
		Moderator: <i>Miguel Santos</i> Panelists: <i>Francisco Soares, Marta Nogueira, António Oliveira Anão, Afonso Oliveira, Miguel Menezes, Sílvia Leal</i>
10:02	Televoiting #22	Xpert Quiz #9 (Nobody Knows) <i>Rita Barbosa Sousa</i>
10:05	Live in a Box #7	Hospital Professor Doutor Fernando Fonseca, Amadora: Don't (just) Watch it Operators: <i>Sérgio Baptista, Miguel Santos</i> Case Presentation: <i>Miguel Santos</i>
10:15	Live in a Box #8	Hospital Regional Universitario de Málaga: Making a difference Case Presentation: <i>Cristóbal A. Urbano Carrillo (ESP)</i>
10:25		Discussion
10:40		Take Home Message <i>TBA</i>
10:45	NETWORKING COFFEE-BREAK	
11:15	ROUNDTABLE	11. FOCUS SESSION: New-Kids in Town (NKIT) - Teasers or Pearls?
12:30	LEARNING OBJECTIVES SESSION 11	<ul style="list-style-type: none"> Recognize key pre-TAVI optimization steps that improve procedural readiness Compare transcatheter approaches across mitral, tricuspid, and pulmonary valve territories Distinguish early signals from durable practice-changing "pearls" in structural intervention
		Session based on the following ESC Guidelines and/or EAPCI consensus documents Composition, structure, and function of heart teams: a joint position paper of the ACVC, EAPCI, EACTS, and EACTA focused on the management of patients with complex coronary artery disease requiring myocardial revascularization. Eur Heart J Acute Cardiovasc Care. 2021 Mar 5;10(1):83-93.
		Moderators: <i>Tiago Nolasco, Manuel Sabate (ESP)</i> Panelists: <i>Sónia Lima, Tiago Mendonça, Alexandra Toste, João Presume, Márcio Madeira, Mariana Paiva</i>
11:17	Televoiting #23	Xpert Quiz #10 (Coronaries) <i>Yara Alvarenga</i>
11:20	Oral Presentation	Pre TAVI workout <i>Bruno Rocha</i>
11:28		Discussion
11:35	Oral Presentation	Trancatheter Mitral Valve Implant <i>Marcio Montenegro (BRA)</i>
11:43		Discussion
11:50	Oral Presentation	Trancatheter Tricuspid Valve Implant <i>Bruno Melica</i>



8 MAY FRIDAY

11:58		Discussion
12:05	Oral Presentation	Trancatheter Pulmonary Valve Implant <i>Inês Carmo Mendes</i>
12:13		Discussion
12:20		Take Home Message <i>Hélder Pereira</i>
12:30 13:15	ROUNDTABLE LEARNING OBJECTIVES SESSION 12	<p>12. FOCUS SESSION: New-Kids in Town (NKIT) - TAVI Forward</p> <ul style="list-style-type: none"> Evaluate new TAVI device concepts, including premounted, motorised release, and conformable valves Understand how innovation in device design may affect deliverability and outcomes Discuss practical implications of adopting next-generation TAVI platforms <p>Moderators: <i>Manuel Almeida, Ruben Ramos</i> Panelists: <i>João Costa, Ismail Ismail (MOR), Ângela Bento, João Brito, Daniel Cazeiro</i></p>
12:32	Live in a Box #9	Hospital of the Lithuanian University of Health Sciences Kaunas Clinics: Premounted dry valve Case Presentation: <i>Kasparas Briedis (LTU)</i>
12:40	Live in a Box #10	University Clinical Hospital of Valladolid: Motorised release valve Case Presentation: <i>Ignacio Amat-Santos (ESP)</i>
12:48	Live in a Box #11	University Hospital of Salamanca: Conformable non flared valve Case Presentation: <i>Ignacio Cruz Gonzalez (ESP)</i>
12:56		Discussion
13:10		Take Home Message <i>Hélder Pereira</i>
13:15 14:00	ROUNDTABLE LEARNING OBJECTIVES SESSION 13	<p>13. REALITY CHECK: Expert change?</p> <ul style="list-style-type: none"> Review concepts of valve frame expansion and hemodynamic guidance during TAVI Discuss emerging frontiers that may influence future TAVI device selection and deployment Reflect on how expert opinion is evolving as evidence and technology advance <p>Session based on the following ESC Guidelines and/or EAPCI consensus documents 2025 ESC/EACTS Guidelines for the management of valvular heart disease: Developed by the task force for the management of valvular heart disease of the European Society of Cardiology (ESC) and the European Association for Cardio-Thoracic Surgery (EACTS) ESC/EACTS Scientific Document Group. 2025 ESC/EACTS Guidelines for the management of valvular heart disease. Eur Heart J. 2025 Nov 21;46(44):4635-4736.</p> <p>Moderators: <i>Duarte Cacela, Marisa Trabulo</i> Panelists: <i>Miguel Sousa Uva, Alexandra Bayão Horta, Ernesto Carvalho, Gonçalo Proença, Carla Matias, Lino Patrício</i></p>
13:17	Televoting #24	Xpert Quiz 11 (Imaging) <i>Patrícia Bernardes</i>
13:20	Oral Presentation	TAVI frame expansion, what have we learned? <i>Gintautas Bieliauskas (DNK)</i>
13:30	Oral Presentation	TAVI in younger patients <i>Manuel Sabate (ESP)</i>
13:40		Discussion
13:55		Take Home Message <i>Marisa Trabulo</i>



8 MAY FRIDAY

14:00
15:00 **WORKING LUNCH**

15:00 **FORUM**
17:15 **LEARNING OBJECTIVES**
SESSION 14


14. SPEED SESSION:
Catastrophic complications & LIVE CASES 2007-2025 Flashback - ALL ABOARD!

- Review catastrophic structural and coronary complications and their management principles
- Extract practical lessons live-case flashback experiences
- Recognize how historical case experience can inform current procedural decision-making

Moderators: *Henrique Mesquita Gabriel, Pedro Farto e Abreu, Vasco Gama Ribeiro, Daniel Ferreira, Tiago Nolasco*

Panelists: *Jorge Guardado, Francisco Soares, Cláudia Jorge, Miguel Santos, Sérgio Baptista, Luís Raposo, Rui Campante Teles, Manuel Almeida, Sérgio Madeira, João Carlos Silva, João Silva Marques, Renato Fernandes, Lino Patrício, Cristina Martins, Ricardo Rodrigues*

15:00	Oral Presentation	Complication #1 <i>André Garcia</i>
15:05		Discussion
15:10		Hospital de Santo André, Leiria - FLASHBACK School of rock (16/9/2021 Jorge Guardado) Case Presentation: <i>Jorge Guardado</i>
15:15		Discussion
15:20		Hospital de Santa Maria, Lisboa - FLASHBACK BVS (5/5/2016 Pedro Carrilho) Case Presentation: <i>Diogo Ferreira</i>
15:25		Discussion
15:30	Oral Presentation	Complication #2 <i>Tiago Mesquita</i>
15:35		Discussion
15:40		Hospital Professor Doutor Fernando Fonseca, Amadora - FLASHBACK FFR (5/5/2016 Miguel Santos) Case Presentation: <i>Yara Alvarenga</i>
15:45		iFR co-registry (16/9/2021 Sérgio Baptista) Case Presentation: <i>Luís Cotrim</i>
15:50		Discussion
15:55	Oral Presentation	Complication #3 <i>Márcia Presume</i>
16:00		Discussion
16:05		Hospital de Santa Cruz, Carnaxide - FLASHBACK IMR-FFR in myocardial regeneration (6/5/2011 Luis Raposo) Case Presentation: <i>Ana Rita Bello</i>
16:10		PVL (5/5/2016 João Carlos Silva) Case Presentation: <i>Mariana Paiva</i>
16:15		Discussion
16:20	Oral Presentation	Complication #4 <i>Rita Carvalho</i>
16:25		Discussion
16:30		Centro Hospitalar de Coimbra - FLASHBACK DEB (5/5/2016 João Silva Marques) Case Presentation: <i>João Silva Marques</i>



8 MAY FRIDAY

16:35		Hospital de Santo António, Porto - FLASHBACK OCT (5/5/2016 Bruno Brochado) Case Presentation: <i>Diana Ribeiro</i>
16:40		Discussion
16:45	Oral Presentation	Complication #5 <i>Luís Cotrim</i>
16:50		Discussion
16:55		Hospital Garcia de Orta, Almada - FLASHBACK LAO (8/5/2014), Hélder Pereira) Case Presentation: <i>Hélder Pereira</i>
17:00		Hospital do Espírito Santo, Évora - FLASHBACK STEMI (5/5/2016 Renato Fernandes) Case Presentation: <i>Renato Fernandes</i>
17:05		Discussion
17:10		Take Home Message
17:15	KEYNOTE	15. Awards Sessions - Xpert Quiz & Complications
17:45		<ul style="list-style-type: none">OBSERVATIONAL EXPERIENCE @ A 2VRT CENTER (2 DAYS) & @ PARTNER INTERNATIONAL CENTER (3 DAYS)ONE ATTENDANCE @ PCR LONDON VALVE <p>Moderators: <i>Sérgio Baptista, Manuel Almeida</i> Juri: <i>NEXT GEN COMMITTEE: Ana Rita Bello, André Garcia, Catarina Santos Jorge, Débora Correia, Joana Certo Pereira, Luis Cotrim, Márcia Presume, Miguel Domingues, Rita Barbosa Sousa, Rita Carvalho, Tiago Mesquita, Yara Alvarenga</i></p>
17:45	CLOSURE 2VRT 2026	<i>Rui Campante Teles, Miguel Santos, Sérgio Baptista, Manuel Almeida</i>